



Using Colons and Semi-Colons

Did you know that you can use a semi-colon to join two independent but related clauses?

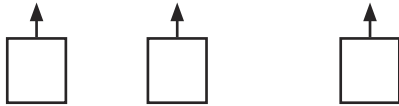


Using Semi-Colons

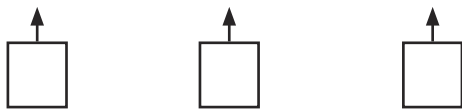
In the following sentences, draw a semi-colon (;) in the correct position.



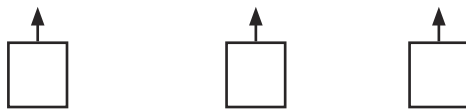
1. Not today my head was already spinning.



2. But I wasn't going to cry I was too old for that.



3. "It's the middle of your exams you have to go."



Now complete the rest of the sentence by adding another independent but related clause, after the semi-colon.


4. The journey had been long and tiring; _____

5. In the darkness, I saw something move; _____

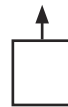
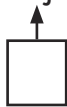
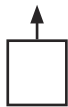
6. Without my sister, I'd be lost; _____

Using Colons

In the following sentences, draw a colon (:) in the correct position.

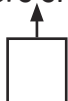


1. It wasn't much of a costume just one of Hassan's foster dad's shirts over some joggers.

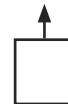
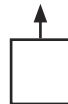
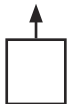


2. The class carried on chatting about normal things vloggers, new puppies and pencil

sharpeners shaped like robot zombies.



3. Beside the chipped, blue door were three buttons on a steel panel '3A', '3B', and 'Deliveries'.



Now complete these sentences with another suitable phrase after the colon.

4. There are several ways to stay calm before a test: _____

5. I had never eaten this type of food before: _____

6. The pair of cats stared at each other: _____
